

JOB NAME

CONTACT

ORDERING CODE

BELLA

Canopy
SW WD E26

W E P L I G H T
▲ C O L L E C T I O N



DESCRIPTION

WEP Light (Wood Ecological Project) is designed, handcrafted in Argentina and assembled in the USA. A two-sided wood veneer section is fused with a malleable center panel for strength and flexibility to create a work of art in a variety of styles and sizes. A plethora of colors for interior and exterior of the shade are offered. Acoustic WEP lights are offered in multiple shapes and sizes and are NRC rated by a third-party lab for absorption efficiency. The natural recycled wood in many finish options, is complimented by a natural Argentinian lamb's wool inner shade for superior absorption. Factory assembly for most shades. Due to hand-crafted nature, colors may vary from fixture to fixture and from photo.

HOUSING

- Sustainable, recycled, reconstructed wood veneer
- Factory assembled shades with some exceptions due to size

MOUNTING

- Bayonet black canopy with 108" black cord, field adjustable
- Bella 76: 8.37 lbs.
- Bella 90: 11.57 lbs.
- Bella 107: 14.24 lbs.

LISTINGS

- ULus listed to UL1598 (suitable for indoor use and dry locations only)
- cUL listed to CSA C22.2 #250.0

CCT AT LIGHT LEVEL (%LF) FOR WARM DIM LED	
%LF	CCT
100%	3000
50%	2800
25%	2300
10%	1900
5%	1800

ORDERING CODE			LM-79
SERIES	WEP	wep pendant	
TYPE	BEL	bella	
SIZE	76 90 107	76 pendant, 1 x light source 90 pendant, 1 x light source 107 pendant, 1 x light source	
LIGHT SOURCE	LE26 ³ LLED	E26 socket LED, 1000 lm	
CCT	30K 35K 3018	3000K, static white LED 3500K, static white LED 3000K, dim to 1800K, warm dim LED Not applicable to LE26 option. Do not include in LE26 ordering code.	
CRI	90 ¹ 95 ²	90 CRI, static white 95 CRI, warm dim Not applicable to LE26 option. Do not include in LE26 ordering code.	
MOUNTING OPTION	PBK	canopy, black with black cable	
OUTER SHADE COLOR	ASH	ash	
	BCH	beech	
	BLU	blue	
	EBY	ebony	
	GRN	green	
	GYO	grey oak	
	OCH	ocher	
	PGR	pale green	
	PTB	petiribi	
	RED	red	
	ROS	rose	
	TRC	teracotta	
	WHT	white	
	WNG	wenge	
	YLW	yellow	
	LPT	light petrol	
	VL	violet	
INNER SHADE COLOR	ASH	ash	
	BLU	blue	
	EBY	ebony	
	GRN	green	
	GYO	grey oak	
	OCH	ocher	
	PGR	pale green	
	PTB	petiribi	
	RED	red	
	ROS	rose	
	TRC	teracotta	
	WHT	white	
	WNG	wenge	
	YLW	yellow	
	LPT	light petrol	
	VL	violet	

ORDERING CODE

Follow the steps to specify your fixture, example:
WEP - BEL - 90 - LLED - 30K - 90 - PBK - ASH - PGR

- NOTES
- 1. 90 CRI for static white only.
 - 2. 95 CRI for warm dimming only.
 - 3. 15W E26 socket available, use base option code LE26-15.

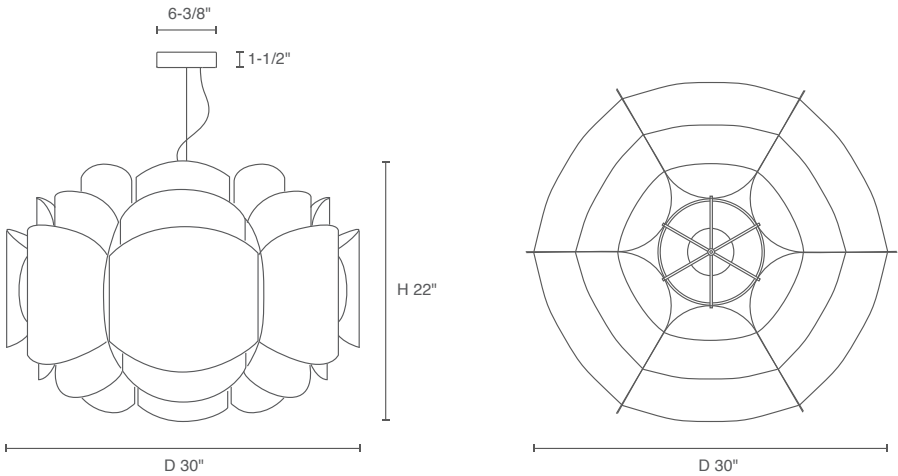
COLOR OPTIONS



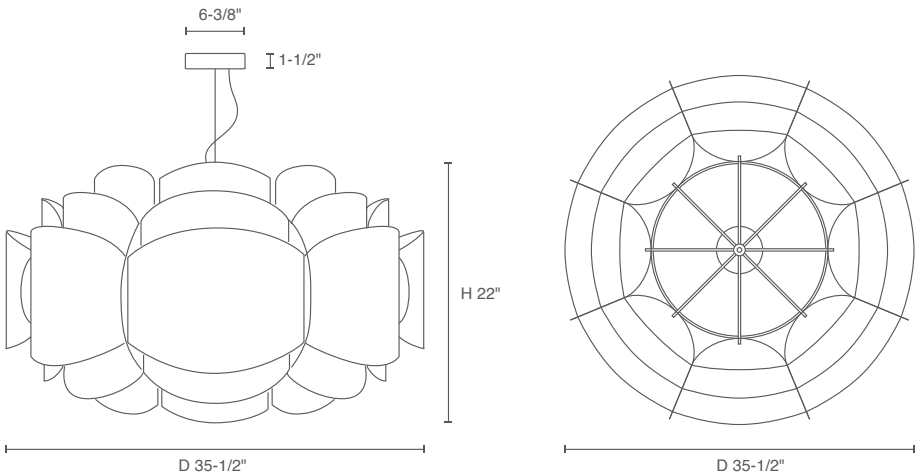
LIGHT SOURCE

Light Source	LLED - Static White LED	LLED - Warm Dim LED	LE26 - E26 Socket
Performance			
LED	Cree CMT 1420	Luminus CDM-9	Lamp Dependant
Lumens	1150 lm	850 lm	
CCT	3000K or 3500K	3000K to 1800K	
SDCM	2-Step MacAdam Ellipse	3-Step MacAdam Ellipse	
CRI	>90	>95	
Lumen Maintenance	L ₉₀ > 41,500 hours	L ₇₀ > 54,000 hours	
Technical Specs			
Socket Listing	Integrated LED module ETLus Listed to UL1598 (Suitable for dry locations only) cETL Listed to CSA C22.2 #250.0	Integrated LED module ETLus Listed to UL1598 (Suitable for dry locations only) cETL Listed to CSA C22.2 #250.0	Medium E26 base socket ETLus Listed to UL1598 (Suitable for dry locations only) cETL Listed to CSA C22.2 #250.0
Mounting			
Canopy	120-277Vac, 50/60Hz input 14.3W, 14.9VA Tri-mode dimming (Triac, ELV and 0-10V)	120-277Vac, 50/60Hz input 15.6W, 16.1VA Tri-mode dimming (Triac, ELV and 0-10V)	120Vac input 100W, 100VA (max 100W lamp) Dimmable (with compatible lamp)
Warranty			
	5 year limited fixture warranty	5 year limited fixture warranty	1 year limited fixture warranty

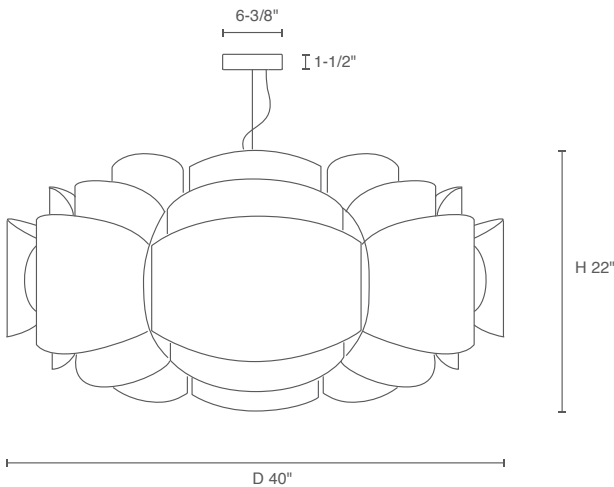
MOUNTING OPTIONS



BELLA 76



BELLA 90



BELLA 107